

HANDBOOK 5

HEDGEROW BASKET

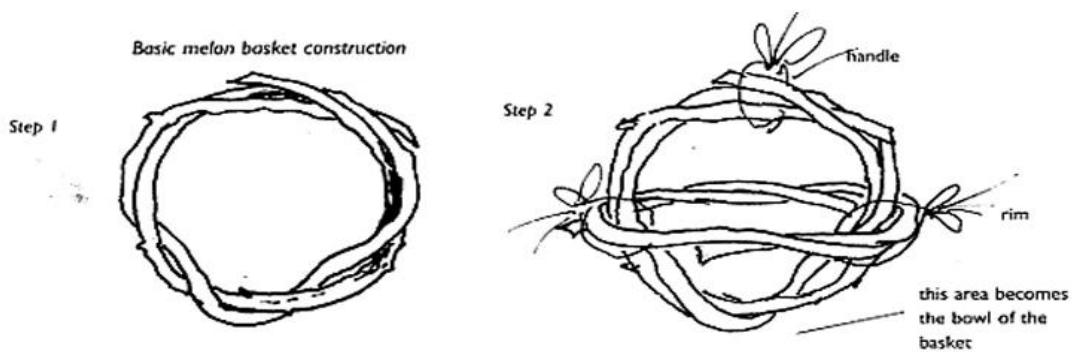
Constructing a simple frame basket.

Frame

Rods:- Long pieces of strong willow, dogwood, fruit tree pruning's ie. Plum (young new growth) are suitable.

The frame is made from two strong circles approximately 25 cm in diameter or 6 -8 rods. One circle can be plain the other decorative, one will form the handle so a twisted ivy or honeysuckle, strong piece of clematis or contorted willow could form a decorative handle.

If using one material of similar size for hoops, mark the handle top with identifier.



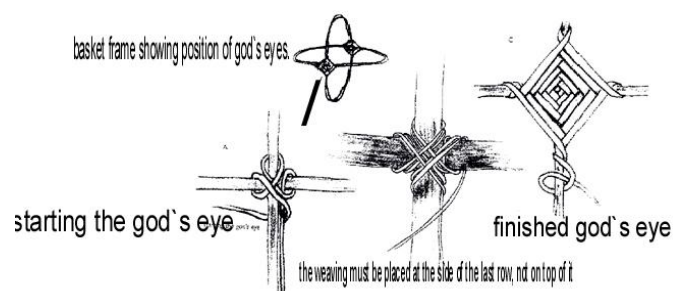
Circles can be jointed with a Gods eye.



Two circles

Handle Identifier

Note God's eyes at joints of Circles.



RIBS

These need to be long and under 7.5 mm thick. Willow, Dogwood, hazel.
Slip the rib ends.

SLYPE



RIB, SLYPE at both ends to enable easier insertion into weave pockets.

WEAVING

Weavers need to be supple and long, honeysuckle, ivy, bramble (de-thorned)
Or thorn less varieties rose suckers or thorn less, lengths, larch with cones,
hazel with catkins. These can be both plain and decorative as long as
They can be weaved in and out of the Ribs.

The Gods eyes and first weaving will provide pockets for insertion of the ribs
arching from side to side of base.



Side of basket showing ribs inserted
Into gods eye and through early weaving



Ribs arching round to form basket
base.

Weaving the basket



SAMPLES FROM ONE DAY BASKET WORKSHOP



Note use of *Salix sachalinensis* for handle, interesting compressed stems.



Basket completed in six hour workshop.



MIXED WEAVE
Willow, Dogwood, Hazel

Salix alba `vitinella` Yellow

Salix viminalis green




GOD'S EYE



Produce of a one day basket making workshop.

TOOLS



A Metre Ruler

C Weight hole for skewering to fixed surface

B Weight

D Weight

E Folding rule good for judging angles. F Grease Horn

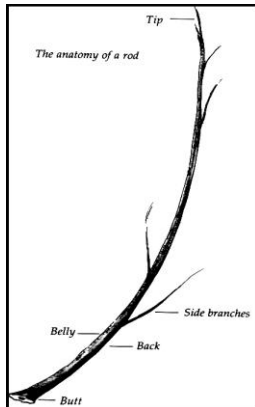
G Bodkin

H Bodkin for creating holes for rod insertion, opening weave

I Rapping Iron for knocking down weave J Curved Knife

K Secateurs

L screw Block



MATERIALS

Willows

Salix viminalis Green Stems Common Osier
 Salix vitinella Yellow Stems White Willow Var.
 Salix vitinella Britzensis Orange red tipped stems
 Salix cinera dark stems Common Sallow
 Salix tormentosa Devils Claw Contorted Stems Dark
 Salix Flexuosa Contorted willow yellow stems Dark Stems
 Salix sachaliensis Compressed flattened tips, stems, red coloured.



Dogwood

Cornus Sanquinea Red Stems
 Cornus Flavimearea Green Stems

Hazel


Corylus alvenaa
 Corylus contorta

Rose and Brambles

Rosa spp Young thornless stems
 Rubus spp De-thorned stems

Plum young growth prunings
 Apple young growth prunings

Honeysuckle
 Ivy



Dogwood and Willow materials for Place mat Weaves

Reference`s

Pat Dale, Basketry and Weaving with natural materials **Kangaroo Press 1998**

Susie Vaughn, Handmade Baskets from nature's colourful materials **Search Press**

Sue Gabriel and Sally Goymer The Complete book of Basketry Techniques **David and Charles 1991**

Ed. Helen Richardson Fibre Basketry Homegrown and Handmade **Kangaroo Press 1994**

Jane Wilkinson & Andy Ventmore Craft Willows in Scotland **Millenium Forest Awards 2001**

Reforesting Scotland Willow Information Sheet 16 **Oct 2002**



Dream Catcher with Dogwood frame